



Catalog Number	
Project	Type

FEATURES & SPECIFICATIONS

DESCRIPTION — The RC5S, Square 5"X5" fixture is designed for accent lighting and is provided with a solid state LED engine with integrated aluminum heat sink. The dual reflector system provides excellent cutoff. The electronic, Universal driver is isolated for reliability on the junction box and can be accessed from below the ceiling. Offered in three wattages, 14W, 23W and 30W, the luminaire has a rated LM70 life of 50,000 hours and has high efficacy for long term energy savings. Suitable for Wet Locations.

JUNCTION BOX — • Listed for through branch circuit wiring. (Max.8 No 12 AWG 90°C branch circuit conductors.) - (5)1/2" knockouts with pry-out slots and (4) knockouts for Romex cable clamp. Ground wire provided on J-box.

MOUNTING CHANNEL BRACKET — Commercial mounting kit provides up to 5" vertical adjustment for accommodates 1/2" EMT conduit, optional HBC-24 bar hanger or lathing channels for T-bar grid or concealed spline ceiling.

HEAT SINK — The aluminum heat sink was computer designed with simulation software to quickly distribute the heat away from the LED module to reduce the LED junction temperature in order to maintain constant light output, color and life of electronic components.

TRIMS — See "Trims" spec sheet for selection or ordering information.

OPTIC — Precisely designed Inner Reflector attaches to the LED module to provide precise beam control and reduces glare. Glass Lens: translucent tempered glass provides high lumen transmission and diffusion for even illumination.

LED ENGINE — COB (Chip on board) LED package. Aluminum clad PC board is used to dissipate the heat away from the LED module for cooler operation. Lumen Maintenance: L70/50, 70% lumens/50,000 hours

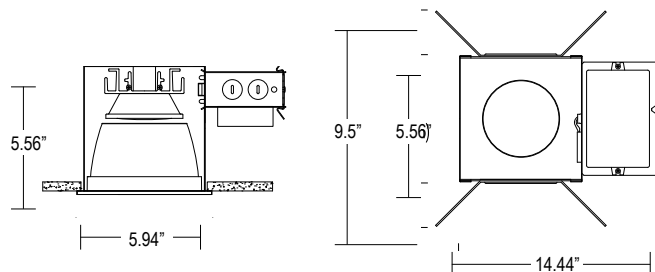
LED POWER SUPPLY DRIVE — Universal, 120~277V input, high efficacy drivers with dimming capability by a Triac 120V low voltage electronic dimmer switch. Contact factory for 0-10V dimming availability. Drivers feature power factor >.90, THD <20% with integral thermal protection to sense over temperature or electrical issues. Driver installed on junction box door for easy access below ceiling.

LIMITED WARRANTY — LED Module: 5 years/50K hours. Product/Driver: 3 years

LISTING — cETLus Wet Location



120-277VAC Square 5" X 5"
Recessed Fixture,
LED COB Chip
RC5S



Ceiling Cut-out : 5-5/8" X 5-5/8"

ORDERING INFORMATION

Choose the bold face options for the appropriate luminaire configuration for your application and enter on the line above each fixture attribute. Accessories may be factory installed, depending on the particular accessory chosen, but still be ordered as a separate line item.

Series	Housing Height	Length & Width	Ceiling Cut-out
RC5S	5.56"	9.5" x 14.44"	5.625" X 5.625"

Example: **RC5S 14 35 1**

TK RC5S 01 HC WH * Consult factory for other Color Temperatures and Finishes

RC5S

Series	Wattage	Color Temp	Voltage
RC5S	14 14W 23 23W 30 30W 45 45W	35 3500K 40 4000K	1 Multi-Volt ¹

Accessories (Order as separate line items)

TK RC5S 01 HC WH	Haze Clear Square Reflector
TK RC5S 02 HC WH	Wall Wash with Linear Spread Lens
TK RC5S 03 HC WH	Haze Clear with Flat Frosted Lens

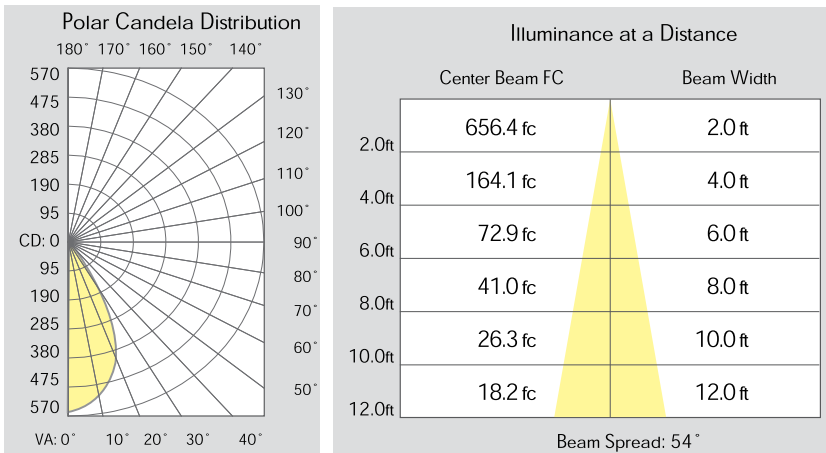
NOTES

1 Multi-Volt is 120/277V.

RC5S 120-277VAC Square 5" X 5" Recessed Fixture, LED COB Chip

PHOTOMETRICS

•Contact Factory for IES File



EPA RATINGS (ft²)

SPECIFICATION			
Input Voltage	120-277VAC		
Wattage (+/-5%)	14 W	23W	30W
Lumen (+/-5%)	941	1,516	2,014
Efficacy (LPW)	67.2	65.9	67.1
Beam Angle	54°	54°	54°
CRI (Typical)	8 ⁺		
CCT (Color +/-5%)	3500K and 4000K		
Dimming	Triac (Standard), 0-10V		
LED Module	5 yr/50K hr		
Environment	Damp & Wet Location		


• Triac Approved Dimmers
* Lutron: NovaT (Ntelv 300 & 600) Diva (Dvelv-300P & 303P)
* Leviton: Acenti: Ate06-1Lw
* Leviton Trimatron #705W (incandescent)
<i>Consult tech. service or factory for additional dimmers</i>

TRIM ACCESSORIES

TK RC5S 01 HC WH
Haze Clear Square Reflector
Die-cast Aluminum Flange Frame : 6-1/4" SQ.*

TK RC5S 02 HC WH
Haze Clear Square Wall Wash Reflector with Linear Spread Lens
Die-cast Aluminum Flange Frame : 6-1/4" SQ.*

TK RC5S 03 HC WH
Haze Clear Reflector with Flat Frosted Lens
Die-cast Aluminum Flange Frame : 6-1/4" SQ.*



WARNING: Maintenance performed including the replacement of LED bricks while power is still supplied to the luminaire may result in system failures and will void the warranty.



Techlight, Inc.
2707 Satsuma Drive
Dallas, TX, 75229
Phone: 214-350-0591, 800-225-0727, Fax: 214-350-9137
www.techlight.com