



Catalog Number	
Project	Type

## FEATURES & SPECIFICATIONS

**POLE** — The pole shaft is fabricated from hot rolled carbon steel having a minimum yield of 46,000 PSI and conforms to ASTM A500 grade C requirements. The shaft construction is a single piece of formed steel welded longitudinally. The hand hole is located 1' above the pole base. A ground lug is provided standard.

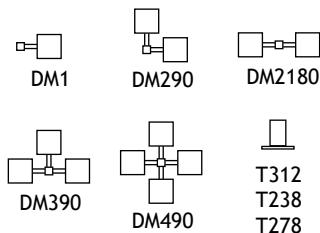
**FINISH** — A Super Durable Polyester powder coat finish is electrostatically applied in our state of the art paint facility. Standard colors available: Black, Bronze, US Green, White. Custom colors available upon request. Galvanizing treatments available upon request. Additional warranty extensions available with these treatments.

**15' Steel 3" Square 11 Gauge Pole  
Direct Burial Pole**

## SSPDB SERIES

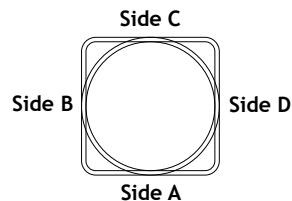
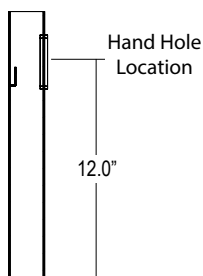


### Mounting Options



Technical Data	
Nominal Pole Height	15'-0" Above Grade
Shaft Dimensions	18" x 3"
Wall Gauge	11 Gauge
Est. Shipping Weight	119 lbs

Max EPA (1.3 Gust)	
90 mph	8.0
100 mph	6.0
110 mph	4.6
120 mph	3.4
130 mph	2.5
140 mph	1.8



### Drilling Locations

Sides	A	B	C	D
Hand Hole	X			
DM1	X			
DM290	X	X		
DM2180		X		X
DM390	X	X		X
DM490	X	X	X	X

## ORDERING INFORMATION

Choose the bold face options for the appropriate pole configuration for your application and enter on the line above each pole attribute. Accessories may be factory installed, depending on the particular accessory chosen, but must still be ordered as a separate line item.

Example: **SSPDB 15 3 11 BZ T238 NA**

**(NA) is factory default for below grade drilling, unless otherwise specified in the ordering nomenclature under "Incoming Power".**

Series	Pole Height	Pole Size	Pole Gauge	Color	Mounting	Drill Pattern	Incoming Power
<b>SSPDB</b>	<b>15</b> 15' Nominal	<b>3</b> 3" Square	<b>11</b> 11 Gauge	<b>BK</b> Black <b>BZ</b> Bronze <b>WH</b> White <b>GR</b> US Green <b>GLV</b> Galvanized <b>GLVP<sup>1</sup></b> Galvanized and Painted <b>SP</b> Special	<b>DM1</b> Drill One Side <b>DM290</b> Drill 2 Sides at 90° <b>DM2180</b> Drill 2 Sides at 180° <b>DM390</b> Drill 3 Sides at 90° <b>DM490</b> Drill 4 Sides at 90° <b>T238</b> 2-3/8" OD Tenon (Standard) <b>T278</b> 2-7/8" OD Tenon <b>T312</b> 3-1/2" OD Tenon <b>ND</b> No Drilling	<b>Blank</b> None - for Tenon Mounting <b>SSA</b> SSA Drill Mount Pattern <b>VSA</b> VSA Drill Mount Pattern <b>KTN</b> KTN Drill Mount Pattern	<b>NA</b> No factory preparations <b>AHxx<sup>2</sup></b> 1" Wiring Access Hole <b>TC34xx<sup>2</sup></b> 3/4" NPT Threaded Conduit Entry <b>PHHxx<sup>2</sup></b> Extra Hand Hole

### NOTES

- For 'Galvanized and Painted' option. You must specify a paint color code as the suffix in addition to the GLVP coating option. (Example: GLVPBZ).
- Please note location when ordering. For 1st "x", specify height above base of pole. For 2nd "x", specify orientation from hand hole (A, B, C, D). Example: AH2C = Access Hole 2' Above Base, C Side. See Drilling Locations diagram for location designations.
- Tenon tops T238, T278, and T312 are not available with the AVD option. If a tenon top is required with the AVD option, order the appropriate **TVA** for the application. For assistance, consult TL Sales.

### Accessories (Order as separate line items)

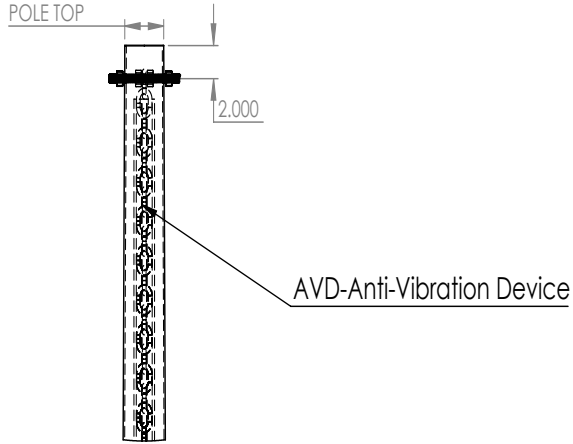
<b>PHH<sup>2</sup></b>	Additional Hand Hole
<b>AVD15<sup>3</sup></b>	Poles Anti Vibration Device

# SSPDB SERIES 15' Steel 3" Square 11 Gauge Pole Direct Burial Pole

**Accessories** (Order as separate line items)

**AVD15** - Anti vibration device for 15ft pole

PN#	Pole Height(ft)	CHAIN LENGTH (ft)
AVD15	15	10



**For Reference Only:** The ASCE 7 Hazard Tool is the official source of information for pole selection when identifying wind speed zone limits within North America.

<https://ascehazardtool.org/>