



Catalog Number	
Project	Type

## FEATURES & SPECIFICATIONS

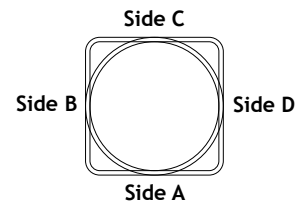
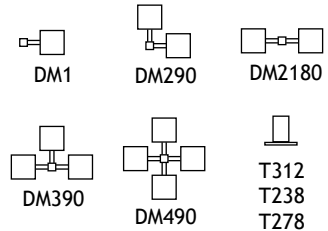
**POLE** — The pole shaft is fabricated from hot rolled carbon steel having a minimum yield of 46,000 PSI and conforms to ASTM A500 grade C requirements. The shaft construction is a single piece of formed steel welded longitudinally. The hand hole is located 12" above grade. A ground lug is provided standard.

**FINISH** — A Super Durable Polyester powder coat finish is electrostatically applied in our state of the art paint facility. Standard colors available: Black, Bronze, US Green, White. Custom colors available upon request. Galvanizing treatments available upon request. Additional warranty extensions available with these treatments.

## 10' Steel 4" Square 11 Gauge Direct Burial Pole SSPDB SERIES



### Mounting Options



### Drilling Locations

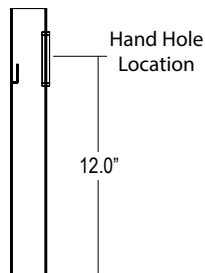
Sides	A	B	C	D
Hand Hole	X			
DM1	X			
DM290	X	X		
DM2180		X		X
DM390	X	X		X
DM490	X	X	X	X

### Technical Data

Nominal Pole Height	10'-0" Above Grade
Shaft Dimensions	13' x 4"
Wall Gauge	11 Gauge
Est. Shipping Weight	116 lbs

### Max EPA (1.3 Gust)

90 mph	26.4
100 mph	21.0
110 mph	17.0
120 mph	13.9
130 mph	11.5
140 mph	9.6



## ORDERING INFORMATION

Choose the bold face options for the appropriate pole configuration for your application and enter on the line above each pole attribute. Accessories may be factory installed, depending on the particular accessory chosen, but must still be ordered as a separate line item.

Example: **SSPDB 10 4 11 BZ T238 NA**

**(NA) is factory default for below grade drilling, unless otherwise specified in the ordering nomenclature under "Incoming Power".**

### SSPDB

Series	Pole Height	Pole Size	Pole Gauge	Color	Mounting	Drill Pattern	Incoming Power
<b>SSPDB</b>	<b>10</b> 10' Nominal	<b>4</b> 4" Square	<b>11</b> 11 Gauge	<b>BK</b> Black <b>BZ</b> Bronze <b>WH</b> White <b>GR</b> US Green <b>GLV</b> Galvanized <b>GLVP</b> Galvanized and Painted <b>SP</b> Special	<b>DM1</b> Drill One Side <b>DM290</b> Drill 2 Sides at 90° <b>DM2180</b> Drill 2 Sides at 180° <b>DM390</b> Drill 3 Sides at 90° <b>DM490</b> Drill 4 Sides at 90° <b>T238</b> 2-3/8" OD Tenon (Standard) <b>T278</b> 2-7/8" OD Tenon <b>T312</b> 3-1/2" OD Tenon <b>ND</b> No Drilling	<b>Blank</b> None - for Tenon Mounting <b>SSA</b> SSA Drill Mount Pattern <b>VSA</b> VSA Drill Mount Pattern	<b>NA</b> No factory preparations <b>AHxx</b> 1" Wiring Access Hole <b>TC34xx</b> 3/4" NPT Threaded Conduit Entry <b>PHHxx</b> Extra Hand Hole

### Options

(Include in Pole Ordering String Above)

<b>TLGFA</b>	Ground Fault Receptacle
<b>AVD10</b>	Poles Anti Vibration Device
<b>BABA</b>	Build America, Buy America Act Compliant



Techlight  
2009 McKenzie Drive Suite 110, Carrollton, TX 75006  
PH: 214.350.0591 techlight@techlight.com

[www.techlight.com](http://www.techlight.com)

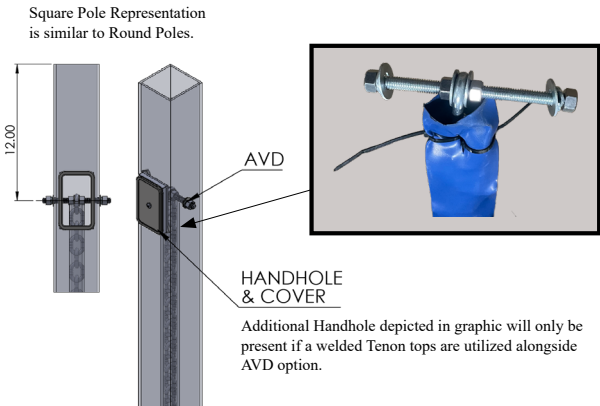
### NOTES

- For 'Galvanized and Painted' option. You must specify a paint color code as the suffix in addition to the GLVP coating option. (Example: GLVPBZ).
- Please note location when ordering. For 1st "x", specify height above base of pole. For 2nd "x", specify orientation from hand hole (A, B, C, D). Example: AH2C = Access Hole 2' Above Base, C Side. See Drilling Locations diagram for location designations.
- See Page 2 for details.
- BABA Compliant:** Ensures all steel and components are U.S.-sourced and includes full compliance documentation (self-certification and mill certifications). May affect pricing and lead time.


# SSPDB SERIES 10' Steel 4" Square 11 Gauge Direct Burial Pole

**AVD10** - Anti vibration device for 10ft pole

PN#	Pole Height(ft)	CHAIN LENGTH (ft)
AVD10	10	6



**TL-GFIA** - Ground Fault Receptacle



The GFIA (Ground Fault Circuit Interrupter) comes with a die cast aluminum in-use cover.

**For Refrence Only:** The ASCE 7 Hazard Tool is the official source of information for pole selection when identifying wind speed zone limits within North America.

<https://ascehazardtool.org/>