



Catalog Number	
Project	Type

## FEATURES & SPECIFICATIONS

**POLE** — The pole shaft is fabricated from hot rolled carbon steel having a minimum yield of 55,000 PSI and conforms to ASTM A572 Grade 55 or A595 Grade A requirements. The 2 piece shaft construction is of formed steel welded longitudinally. The hand hole is located 1' above the pole base. A ground lug is provided standard. These poles are 2 piece poles and are shipped as such. Field assembly required.

**ANCHOR BASE** — The anchor base is fabricated from a structural quality hot rolled carbon steel plate that has a minimum yield strength of 36,000 PSI. The anchor base telescopes the pole shaft and has a circumferential weld on the top and bottom.

**BASE COVER** — A full base cover is provided which encapsulates the base plate and anchor bolts to provide a clean transition from pier to pole.

**FINISH** — A Super Durable Polyester powder coat finish is electrostatically applied in our state of the art paint facility. Standard colors available: Black, Bronze, US Green, White. Custom colors available upon request. Galvanizing treatments available upon request. Additional warranty extensions available with these treatments.

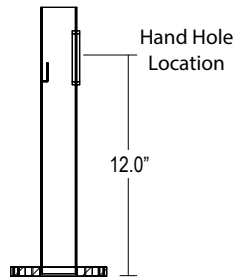
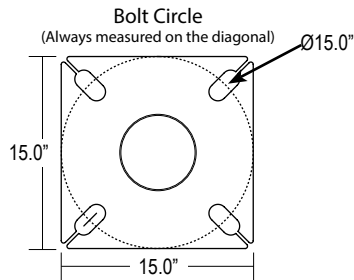
## (2 Piece Pole) 50' Steel Round Tapered 7 Gauge Pole RTP SERIES

### Technical Data

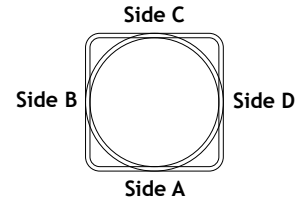
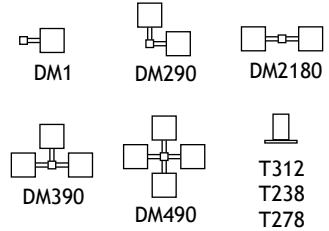
Nominal Pole Height	50'-0"
Shaft Dimensions	Base OD 10.2" Top OD 3.5"
Wall Gauge	7 Gauge
Bolt Circle	15.0"
Bolt Size	1.25" x 42" x 6"
Base Plate Dimensions	15.0" sq. x 1.25" thk.
Est. Shipping Weight	802 lbs

### Max EPA (1.3 Gust)

90 mph	19.9
100 mph	14.5
110 mph	10.6
120 mph	6.4
130 mph	3.8
140 mph	1.8



### Mounting Options



### Drilling Locations

Sides	A	B	C	D
Hand Hole	X			
DM1	X			
DM290	X	X		
DM2180		X		X
DM390	X	X		X
DM490	X	X	X	X

## ORDERING INFORMATION

Choose the bold face options for the appropriate pole configuration for your application and enter on the line above each pole attribute. Accessories may be factory installed, depending on the particular accessory chosen, but must still be ordered as a separate line item.

Example: **RTP 50 7 BZ T238**

### RTP

Series	Pole Height	Pole Gauge	Color	Mounting	Drill Pattern
<b>RTP</b>	<b>50</b> 50' Nominal	<b>7</b> 7 Gauge	<b>BK</b> Black <b>BZ</b> Bronze <b>WH</b> White <b>GR</b> US Green <b>GLV</b> Galvanized <b>GLVP<sup>1</sup></b> Galvanized and Painted <b>SP</b> Special	<b>DM1</b> Drill One Side <b>DM290</b> Drill 2 Sides at 90° <b>DM2180</b> Drill 2 Sides at 180° <b>DM390</b> Drill 3 Sides at 90° <b>DM490</b> Drill 4 Sides at 90° <b>T238</b> 2-3/8" OD Tenon (Standard) <b>T278</b> 2-7/8" OD Tenon <b>T312</b> 3-1/2" OD Tenon <b>ND</b> No Drilling	<b>Blank</b> None - for Tenon Mounting <b>SSA</b> SSA Drill Mount Pattern <b>VSA</b> VSA Drill Mount Pattern <b>KTN</b> KTN Drill Mount Pattern

**NOTE: ANCHOR BOLT KITS MUST BE ORDERED AS A SEPARATE LINE ITEM. EACH KIT IS PROVIDED WITH A RIGID TEMPLATE FOR INSTALLATION. SEE ACCESSORIES FOR KIT PART NUMBERS. PLEASE NOTE ON PURCHASE ORDER IF ANCHOR BOLTS AND TEMPLATES ARE TO BE PRE-SHIPED.**

### NOTES

- For 'Galvanized and Painted' option. You must specify a paint color code as the suffix in addition to the GLVP coating option. (Example: GLVPBZ).
- Please note location for additional hand hole when ordering. See Drilling Locations diagram for location designations.
- Tenon tops T238, T278, and T312 are not available with the AVD option. If a tenon top is required with the AVD option, order the appropriate TVA for the application. For assistance, consult TL Sales.

### Accessories (Order as separate line items)

**KAB12542G15R** AB Kit (4) 1.25" x 42" Galvanized Bolts and Rigid Template

**TLGFIA** Ground Fault Receptacle  
**PHH<sup>2</sup>** Additional Hand Hole  
**AVD50<sup>3</sup>** Poles Anti Vibration Device

Techlight  
2707 Satsuma Drive, Dallas, TX 75229  
PH: 214.350.0591 EMAIL: Techlight@techlight.com

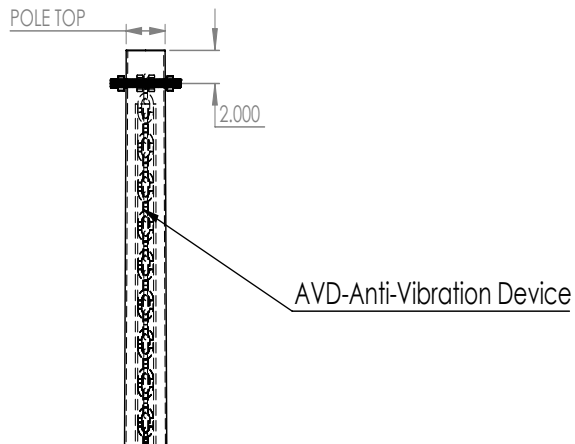
www.techlight.com

# RTP SERIES 50' Steel Round Tapered 7 Gauge Pole


**Accessories** (Order as separate line items)

**AVD50** - Anti vibration device for 50ft pole

PN#	Pole Height(ft)	CHAIN LENGTH (ft)
AVD50	50	33



**TL-GFIA** - Ground Fault Receptacle



The GFIA (Ground Fault Circuit Interrupter) comes with a die cast aluminum in-use cover.

**For Reference Only:** The ASCE 7 Hazard Tool is the official source of information for pole selection when identifying wind speed zone limits within North America.

<https://ascehazardtool.org/>

**Techlight**  
2707 Satsuma Drive, Dallas, TX 75229  
PH: 214.350.0591 FX: 214.350.9137

[www.techlight.com](http://www.techlight.com)

\*\*All dimensions and specifications are subject to change without notice.\*\*

REV: 20240429-03