



Catalog Number	
Project	Type

FEATURES & SPECIFICATIONS

APPLICATION — The BL MR16 Zinc Series of low voltage MR16 bullets are sleek and low profile. Nearly seamless integration of the shield assembly removes the opportunity for debris and water to accumulate. The array of MR16 color temperatures and beam spreads available make these fixtures indispensable for directional flood and spot lighting applications.


CONSTRUCTION — Constructed of die cast zinc, it comes standard with a die cast zinc 1/2" - NPS threaded knuckle mount.

OPTICAL SYSTEM — Clear, tempered glass lens. Designed specifically for bi-pin MR16 operation and can accommodate a variety of MR16 beam spreads. MR16 ceramic bi-pin socket with spring clip. Fixture requires a low voltage transformer to supply power. Comes standard with 3' #18/2 wire lead and silicone gel filled wire connectors. ORDER LAMPS SEPARATELY.

MOUNTING — Fully adjustable die-cast threaded swivel arm. 1/2" - NPS threaded.

BL MR16 Z SERIES

Low Voltage Zinc MR16 Bullet



FINISH — A Super Durable Polyester powder coat finish is electrostatically applied. Standard colors available: Black, Bronze, White, or OD Green. Custom colors available upon request.

ORDERING INFORMATION

Choose the bold face options for the appropriate luminaire configuration for your application and enter on the line above each fixture attribute. Accessories may be factory installed, depending on the particular accessory chosen, but still be ordered as a separate line item.


EXAMPLE:

BL MR16 Z A BZ

SERIES	LAMP TYPE	HOUSING MATL.	SHIELD	FINISH
BL	MR16	Z = Zinc	A = 30° Angled Shield F = Flush Shield	BK = Black BZ = Bronze ODG = OD Green WH = White SP = Special

ACCESSORIES (Order as separate line items) See chart below, or MR16 specification sheet for details.

Lamp Type	Beam Angle	CCT
LMP LED 7 MR16	15D	2700K
LMP LED 7 MR16	15D	3000K
LMP LED 7 MR16	24D	2700K
LMP LED 7 MR16	24D	3000K
LMP LED 7 MR16	36D	2700K
LMP LED 7 MR16	36D	3000K
LMP LED 7 MR16	60D	2700K
LMP LED 7 MR16	60D	3000K
LMP LED 7 MR16	60D	4000K
LMP LED 7 MR16	60D	5700K
LMP LED 7 MR16	120D	2700K
LMP LED 7 MR16	120D	3000K
LMP LED 7 MR16	120D	4000K
LMP LED 7 MR16	120D	5700K




FIXTURE DIMENSIONS

MR16 Bullet w/Flush Shield



MR16 Bullet w/30° Angled Shield



- SMSB** 12" x 1" Mounting Stake (Brass)
- MMSB** 18" x 1" Mounting Stake (Brass)
- LMSB** 20" x 2.5" Mounting Stake (Brass)

- LSSEB01** 150W Transformer
- LMSEB02** 300W Transformer

(See components section on the website for more transformer options)



- B01** Tree Base

- PWW122LV** 12 Gauge Low Voltage Cable
- PWW102LV** 10 Gauge Low Voltage Cable



- TLSBBJB** Brass Junction Box



- TLHB800RCH** Digital Timer

