



Catalog Number	
Project	Type

## FEATURES & SPECIFICATIONS

**POLE** — The SS3P Series are 3-Piece Poles designed for easy installation, convenient storage, and simple handling. The pole shaft is fabricated from hot rolled carbon steel having a minimum yield of 55,000 PSI and conforms to ASTM A500 grade C requirements. The shaft construction is formed steel welded longitudinally. The 3 pole pieces interlock via a square splice plug welded to the top pole section and secured into the lower section using set screws. The hand hole is located 1' above the pole base. A gSquare lug is provided standard.

**ANCHOR BASE** — The anchor base is fabricated from a structural quality hot rolled carbon steel plate that has a minimum yield strength of 36,000 PSI. The anchor base telescopes the pole shaft and has a circumferential weld on the top and bottom.

**BASE COVER** — A full base cover is provided which encapsulates the base plate and anchor bolts to provide a clean transition from pier to pole.

**FINISH** — A Super Durable Polyester powder coat finish is electrostatically applied in our state of the art paint facility. Standard colors available: Black, Bronze, US Green, White. Custom colors available upon request.

### Technical Data

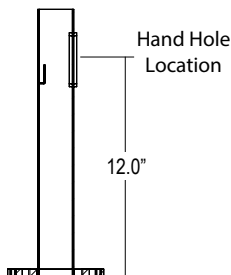
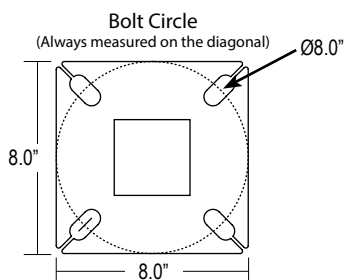
Nominal Pole Height	24'-0"
Shaft Dimensions	Bottom: 8' x 4", 86 lbs Center: 8' x 4", 65 lbs Top: 8' x 4", 93 lbs
Wall Gauge	11 Gauge
Bolt Circle	8.0"
Bolt Size	3/4" x 18" x 3"
Base Plate Dimensions	8.0" sq. x .75" thk.
Est. Shipping Weight	244 lbs

### Max EPA (1.3 Gust)


115 mph	6.9
120 mph	6.0
130 mph	4.4
140 mph	3.2

**For Reference Only:** The ASCE 7 Hazard Tool is the official source of information for pole selection when identifying wind speed zone limits within North America.

<https://asce7hazardtool.online/>



TL-GFIA - Ground Fault Receptacle



## 24' Steel 4" Square 3-Piece Pole TOTE-EM MODULAR POLE SERIES

## ORDERING INFORMATION

Choose the bold face options for the appropriate luminaire configuration for your application and enter on the line above each fixture attribute. Accessories may be factory installed, depending on the particular accessory chosen, but still be ordered as a separate line item.

Example: **SS3P 24 4 11 BZ T238**

### SS3P

Series	Pole Height	Pole Size	Pole Gauge	Color	Mounting
<b>SS3P</b>	<b>24</b> 24' Nominal	<b>4</b> 4" Square	<b>11</b> 11 Gauge	<b>BK</b> Black <b>BZ</b> Bronze <b>WH</b> White <b>GR</b> US Greeng <b>SP</b> Special	<b>T238</b> 2-3/8" OD Tenon (Standard)

**NOTE: ANCHOR BOLT KITS MUST BE ORDERED AS A SEPARATE LINE ITEM. EACH KIT IS PROVIDED WITH A RIGID TEMPLATE FOR INSTALLATION. SEE ACCESSORIES FOR KIT PART NUMBERS. PLEASE NOTE ON PURCHASE ORDER IF ANCHOR BOLTS AND TEMPLATES ARE TO BE PRE-SHIPED.**

### Options

(Include in Pole Ordering String Above)

**TLGFIA** Ground Fault Receptacle  
**PHH2** Additional Hand Hole

### Accessories

(Order as separate line items)

**KAB3418G08R**

**KAB3418G08RUSA3**

AB Kit (4) 3/4" x 18" Galvanized Bolts and Rigid Template

USA Anchor Bolt Kit part for the Anchor Bolts+Template



### NOTES

- 1 For 'Galvanized and Painted' option. You must specify a paint color code as the suffix in addition to the GLVP coating option. (Example: GLVPBZ).
- 2 Please note location for additional hand hole when ordering. See Drilling Locations diagram for location designations.
- 3 **BABA Compliant:** All of the iron, steel, manufactured products, and construction materials used are produced in the United States.