



Large R40 Aluminum Bullet

Catalog Number	
Project	Type

FEATURES & SPECIFICATIONS

CONSTRUCTION — Made with a die cast aluminum housing with stainless steel fasteners. Designed to efficiently operate R40 lamps. A high temperature drain plug is provided for uplight applications. A sturdy knuckle mount with locknut is provided for a secure installation. ETL listed for wet locations.

FINISH — A Super Durable Polyester powder coat finish is electrostatically applied in our state of the art paint facility. Standard colors available: Black, Bronze, OD Green, White. Custom colors available upon request.

OPTICAL SYSTEM — Beam spreads vary based on the light source and lamp shape chosen. Standard shields include an up shield with a convex clear tempered glass lens and an open down shield. Various additional shield and lens assemblies are available for custom applications.

ELECTRICAL SYSTEM — LED PAR lamp models available for line voltage operation. Recommended to use minimum one surge protection device per circuit. Each fixture comes with a medium base porcelain 4KV rated socket.

MOUNTING — Comes standard with a 1/2" threaded knuckle mount, fully adjustable swivel arm, and locking teeth. The fixture can be mounted directly to the ballast enclosure, or it can be remote mounted using a Techlight mounting accessory.



Fixture shown with S8 Down Shield

SERIES	HOUSING HEIGHT	LENGTH & WIDTH
R4AG	8.5"	8.3" x 5.4"

ORDERING INFORMATION

Choose the bold face options for the appropriate luminaire configuration for your application and enter on the line above each fixture attribute. Accessories may be factory installed, depending on the particular accessory chosen, but still be ordered as a separate line item.

EXAMPLE:

R4AG-S9UP-BZ

R4AG		
SERIES	SHIELD	FINISH
	S8DN = Down Shield (S8) S9UP = Up Shield with convex lens and molded silicone gasket (S9) S10 = Down Shield Statue/Spot/Tube (S10) S10U = Up Shield Statue/Spot/Tube with convex lens and molded silicone gasket (S10U) S10-P¹ = Premium Tube Lens and molded silicone gaske (S10-P) S11DN = Down Tree Trunk Shield (S11) S12DN = Down Shield with Ring (S12) S33DN = Down Shield with Lens and molded silicone gaske (S33) S9-CA = Die cast aluminum up shield with convex lens and molded silicone gasket (S9-CA)	BZ = Bronze BK = Black GR = US Green WH = White ODG = Olive Drab Green SP² = Special

ACCESSORIES (Order as separate line items)

BASE

- B01GL** Tree Base With Ground Lug
- B02** 1/2" Conduit Base
- B03** 3-Hole Round Cover
- B06** Brass Tree Base
- B10** 1/2" Hub With Ground
- B16-12** Palm Tree Base With 12' Strap
- S82** Honeycomb Louver
- TLSBBJB** Brass Junction Box
- TLHB800RCH** Digital Timer
- PSJ163** 16 Gauge 3 Strand Lead Wire (Color Coded) Per Linear Foot
- LMSB⁶** 20" X 2.5" Mounting Stake (Brass)
- LMS⁹** 20" X 2.5" Mounting Stake (SCH 40 PVC)
- LMSZ-BK⁸** 20" X 2.5" Mounting Stake (Zinc Top Painted Black)

LAMPS

- LUVPAR3820WxxK^{3,4}** LED 20W PAR38
- LUVMR4025Wxx⁵** LED 25W Retrofit Module
- LUVMR4032Wxx⁵** LED 32W Retrofit Module
- LUVMR40xxWCMVS⁶** LED 32W Retrofit Module
- ALUMAPAR3820WxxK⁷** LED 20W PAR38

NOTES

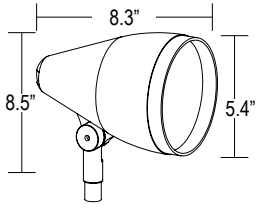
- 1 = Premium shields are designed to allow debris to wash free in an uplight position.
- 2 = Custom RAL color matching is available. Contact your sales representative for additional info.
- 3 = Recommend minimum one surge protection device for each circuit. See [FSPENCA277VM Series](#) specification sheet for details.
- 4 = XX could be 27 = 2700K, 30 = 3000K, 40 = 4000K, 65 = 6500K or GR = Green Lens. See [LUV Series](#) specification sheet for details.
- 5 = XX could be GR = Green, 65 = 6500K. See [LUV Series](#) specification sheet for details.
- 6 = XX could be 25, 27, 30, 32, 34, 36, 39, or 42 watts. See [LUV CMVS](#) specification sheet for details.
- 7 = XX could be 30 = 3000K, 40 = 4000K, 65 = 6500K or MVS = Moonlight. See [ALUMA-LUX](#) specification sheet for details.
- 8 = Line voltage bullets require LARGE stakes.



R4AG Large R40 Aluminum Bullet

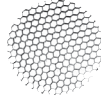
AVAILABLE FIXTURE DIMENSIONS

Dimensions shown are for fixture bodies only. Mounting options must be ordered separately.



ADDITIONAL ACCESSORIES

S82
Honeycomb Louver



TLHB800RCH
Digital Timer



PSJ163
16 Gauge 3 Strand Lead Wire



MOUNTING ACCESSORIES

B01GL
Tree Base with Ground Lug



B02
1/2" Conduit Base



B03
4" Round 3 Hole Cover



TLBBJB
Brass Junction Box



B16-12
Palm Tree Base with 12' Strap



B06
Brass Tree Base



B10
1/2" Hub with Ground



LMSB, LMS, LMSZ-BK[®]
20" x 2.5" Mounting Stakes



SURGE PROTECTION DEVICE

FSPENCA277V³ - 10kA surge protector device (**102549**) with aluminum enclosure

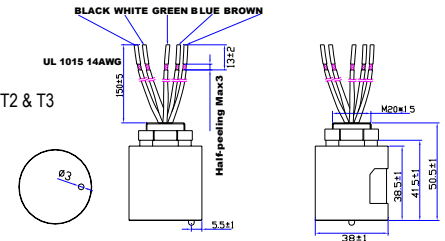
102549 - 10kA Surge Protective Device



- 90-305 Vac Working Input Voltage
- 15 kA Maximum, 10 kA Nominal (15 strikes) Surge Current Rating Using Industry Standard 8/20us Wave
- UL1449 Type 4, EN 61643-11 - Surge Protective Devices T2 & T3
- IEEE C62.41.2 Location Category C High
- High Temperature, 85C Maximum Ambient

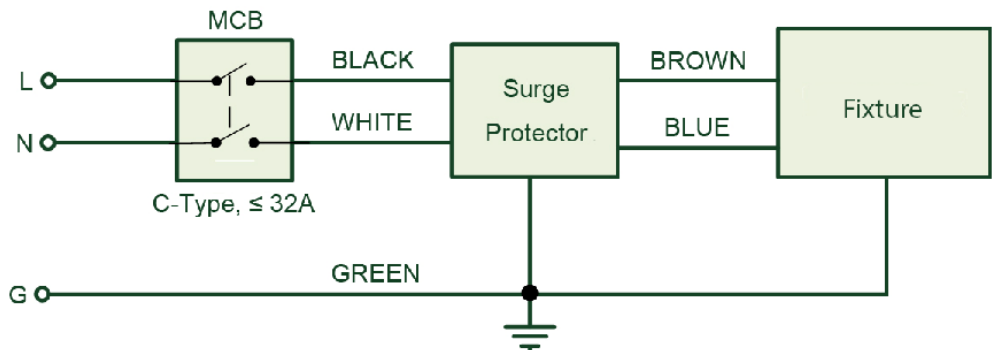
- Flameproof Plastic Enclosure
- IP66
- Compatible with Inventronics LED Drivers
- "Series" Wiring Configuration

102549 DIMENSIONS



102549
Inside Enclosure

102549 WIRING DIAGRAM (IN SERIES)



WARNING: Maintenance performed including the replacement of LED bricks while power is still supplied to the luminaire may result in system failures and will void the warranty.

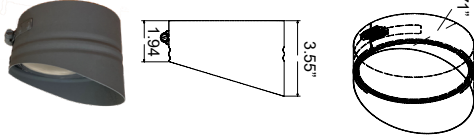
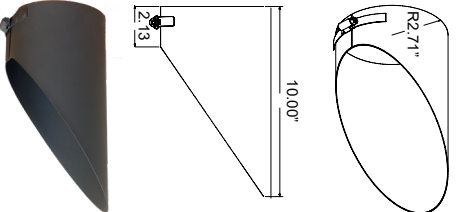
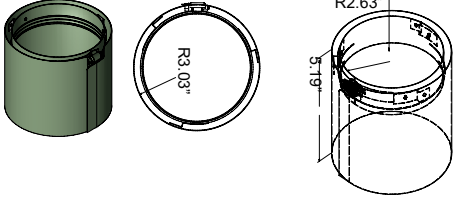
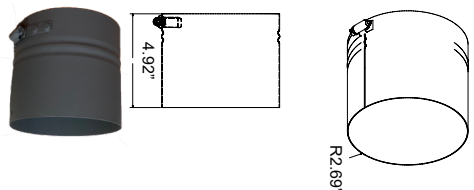
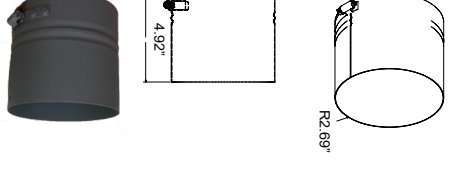
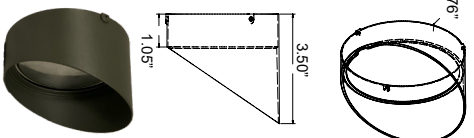
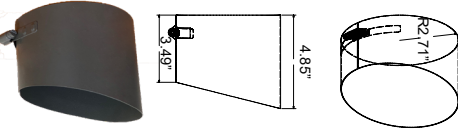
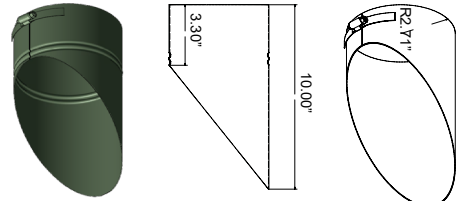
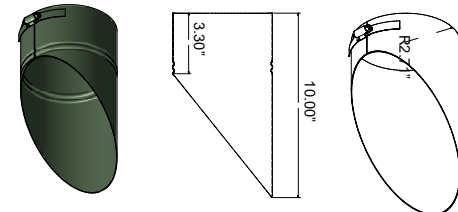
2707 SATSUMA DR. | DALLAS, TX 75229 | PH: 800.225.0727 | E-MAIL: TECHLIGHT@TECHLIGHT.COM | www.techlight.com



TECHLIGHT
GROUNDED IN ILLUMINATION

R4AG Large R40 Aluminum Bullet

SHIELDS

UP SHIELDS	DOWN SHIELDS	TUBES
<p>S9UP = Up Shield with convex lens and molded silicone gasket (S9)</p> 	<p>S8DN = Down Shield (S8)</p> 	<p>S10-P¹ = Premium Tube Lens and molded silicone gaske (S10-P)</p> 
<p>S10U = Up Shield Statue/Spot/Tube with convex lens and molded silicone gasket (S10U)</p> 	<p>S10 = Down Shield Statue/Spot/Tube (S10)</p> 	
<p>S9-CA = Die cast aluminum up shield with convex lens and molded silicone gasket (S9-CA)</p> 	<p>S11DN = Down Tree Trunk Shield (S11)</p> 	
	<p>S12DN = Down Shield with Ring (S12)</p> 	
	<p>S33DN = Down Shield with Lens and molded silicone gaske (S33)</p> 	

WARNING: Maintenance performed including the replacement of LED bricks while power is still supplied to the luminaire may result in system failures and will void the warranty.

2707 SATSUMA DR. | DALLAS, TX 75229 | PH: 800.225.0727 | E-MAIL: TECHLIGHT@TECHLIGHT.COM | www.techlight.com



TECHLIGHT
GROUNDED IN ILLUMINATION