



Catalog Number

Project

Type

FEATURES & SPECIFICATIONS

POLE — The pole shaft is fabricated from hot rolled carbon steel having a minimum yield of 55,000 PSI and conforms to ASTM A572 Grade 55 or A595 Grade A requirements. The shaft construction is a single piece of formed steel welded longitudinally. The hand hole is located 1' above the pole base. A ground lug is provided standard.

ANCHOR BASE — The anchor base is fabricated from a structural quality hot rolled carbon steel plate that has a minimum yield strength of 36,000 PSI. The anchor base telescopes the pole shaft and has a circumferential weld on the top and bottom.

BASE COVER — A full base cover is provided which encapsulates the base plate and anchor bolts to provide a clean transition from pier to pole.

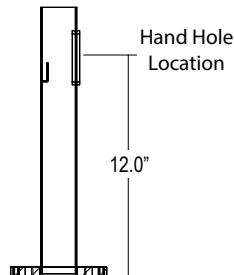
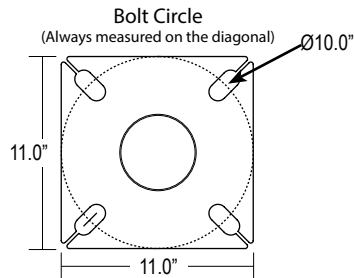
FINISH — A Super Durable Polyester powder coat finish is electrostatically applied in our state of the art paint facility. Standard colors available: Black, Bronze, US Green, White. Custom colors available upon request. Galvanizing treatments available upon request. Additional warranty extensions available with these treatments.

Technical Data

Nominal Pole Height	24'-0"
Shaft Dimensions	Base OD 7.36 Top OD 4.0"
Wall Gauge	7 Gauge
Bolt Circle	10.0"
Bolt Size	1" x 36" x 4"
Base Plate Dimensions	11.0" sq. x 1.0" thk.
Est. Shipping Weight	293 lbs

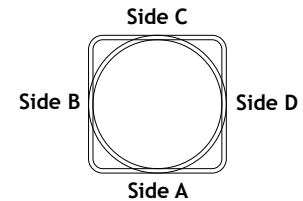
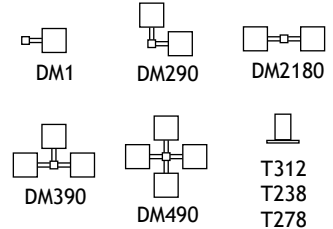
Max EPA (1.3 Gust)

80 mph	54.4
90 mph	42.0
100 mph	33.1
110 mph	26.5
120 mph	21.5
130 mph	17.6
140 mph	14.5
150 mph	12.0



24' Steel Round Tapered 7 Gauge Pole RTP SERIES

Mounting Options



Drilling Locations

Sides	A	B	C	D
Hand Hole	X			
DM1	X			
DM290	X	X		
DM2180		X		X
DM390	X	X		X
DM490	X	X	X	X

ORDERING INFORMATION

Choose the bold face options for the appropriate pole configuration for your application and enter on the line above each pole attribute. Accessories may be factory installed, depending on the particular accessory chosen, but must still be ordered as a separate line item.

Example: **RTP 24 7 BZ T238**

RTP					
Series	Pole Height	Pole Gauge	Color	Mounting	Drill Pattern
RTP	24 24' Nominal	7 7 Gauge	BK Black BZ Bronze WH White GR US Green GLV Galvanized GLVP Galvanized and Painted SP Special	DM1 Drill One Side DM290 Drill 2 Sides at 90° DM2180 Drill 2 Sides at 180° DM390 Drill 3 Sides at 90° DM490 Drill 4 Sides at 90° T238 2-3/8" OD Tenon (Standard) T278 2-7/8" OD Tenon T312 3-1/2" OD Tenon ND No Drilling	Blank None - for Tenon Mounting SSA SSA Drill Mount Pattern VSA VSA Drill Mount Pattern

NOTE: ANCHOR BOLT KITS MUST BE ORDERED AS A SEPARATE LINE ITEM. EACH KIT IS PROVIDED WITH A RIGID TEMPLATE FOR INSTALLATION. SEE ACCESSORIES FOR KIT PART NUMBERS. PLEASE NOTE ON PURCHASE ORDER IF ANCHOR BOLTS AND TEMPLATES ARE TO BE PRE-SHIPED.

Options

(Include in Pole Ordering String Above) (Order as separate line items)

TLGFA	Ground Fault Receptacle
PHH	Additional Hand Hole
AVD25	Poles Anti Vibration Device

Accessories

KAB136G10R	AB Kit (4) 1" x 36" Galvanized Bolts and Rigid Template
KAB136G10RUSA	USA Anchor Bolt Kit part for the Anchor Bolts+Template

NOTES

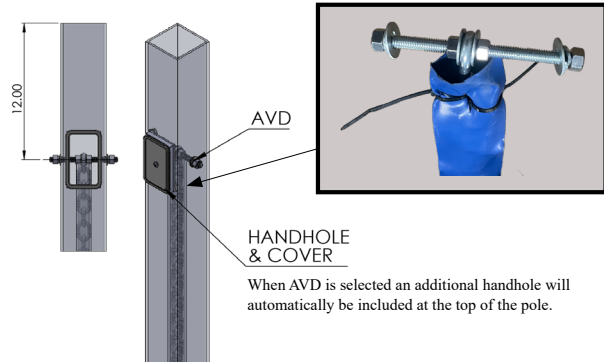
- For 'Galvanized and Painted' option. You must specify a paint color code as the suffix in addition to the GLVP coating option. (Example: GLVPBZ).
- Please note location for additional hand hole when ordering. See Drilling Locations diagram for location designations.
- See Page 2 for details.

RTP SERIES 24' Steel Round Tapered 7 Gauge Pole


AVD25 - Anti vibration device for 25ft pole

PN#	Pole Height(ft)	CHAIN LENGTH (ft)
AVD25	25	16.5

Square Pole Representation is similar to Round Poles.



TL-GFIA - Ground Fault Receptacle



The GFIA (Ground Fault Circuit Interrupter) comes with a die cast aluminum in-use cover.

For Reference Only: The ASCE 7 Hazard Tool is the official source of information for pole selection when identifying wind speed zone limits within North America.

<https://asce7hazardtool.online/>