



Catalog Number	
Project	Type

FEATURES & SPECIFICATIONS

POLE — The pole shaft is fabricated from hot rolled carbon steel having a minimum yield of 55,000 PSI and conforms to ASTM A500 grade C requirements. The shaft construction is a single piece of formed steel welded longitudinally. The hand hole is located 12" above grade A ground lug is provided standard.

FINISH — A Super Durable Polyester powder coat finish is electrostatically applied in our state of the art paint facility. Standard colors available: Black, Bronze, US Green, White. Custom colors available upon request. Galvanizing treatments available upon request. Additional warranty extensions available with these treatments.

24' Steel Round Tapered 7 Gauge Direct Burial Pole RTP SERIES

Technical Data

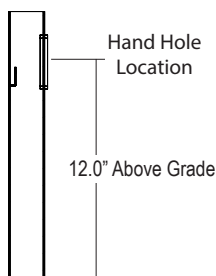
Nominal Pole Height	24'-0" Above Grade
Shaft Dimensions	30'-0" Overall Length Base OD 9.0" Top OD 4.8"
Wall Gauge	7 Gauge
Est. Shipping Weight	337 lbs

Max EPA (1.3 Gust)

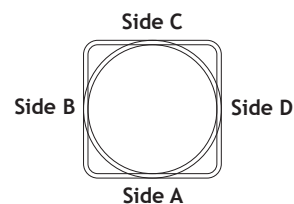
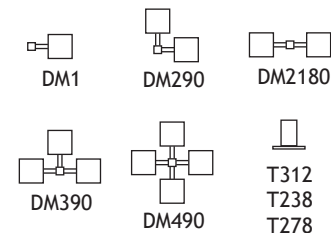
90 mph	37.7
100 mph	29.7
110 mph	23.7
120 mph	19.2
130 mph	15.7
140 mph	12.9

For Reference Only: The ASCE 7 Hazard Tool is the official source of information for pole selection when identifying wind speed zone limits within North America.

<https://asce7hazardtool.online/>



Mounting Options



Drilling Locations

Sides	A	B	C	D
Hand Hole	X			
DM1	X			
DM290	X	X		
DM2180		X		X
DM390	X	X		X
DM490	X	X	X	X

ORDERING INFORMATION

Choose the bold face options for the appropriate pole configuration for your application and enter on the line above each pole attribute. Accessories may be factory installed, depending on the particular accessory chosen, but must still be ordered as a separate line item.

RTPDB

Series	Pole Height	Pole Gauge	Color	Mounting	Drill Pattern	Incoming Power
RTPDB	24 24' Above Grade	7 7 Gauge	BK Black BZ Bronze WH White GR US Green GLV Galvanized GLVP1 Galvanized and Painted SP Special	DM1 Drill One Side DM290 Drill 2 Sides at 90° DM2180 Drill 2 Sides at 180° DM390 Drill 3 Sides at 90° DM490 Drill 4 Sides at 90° T238 2-3/8" OD Tenon (Standard) T278 2-7/8" OD Tenon T312 3-1/2" OD Tenon ND No Drilling	Blank None - for Tenon Mounting S SSA Drill Mount Pattern V VSA Drill Mount Pattern	NA No factory preparations AHxx2 1" Wiring Access Hole TC34xx2 3/4" NPT Threaded Conduit Entry PHHxx2 Extra Hand Hole

Accessories (Order as separate line items)

TLGFIA Ground Fault Receptacle

NOTES

- Must specify paint color in addition to these coating options (Example: GLVPBZ; GLVPTGBZ).
- Please note location when ordering. For 1st "x", specify height above base of pole. For 2nd "x", specify orientation from hand hole (A, B, C, D). Example: AH2C = Access Hole 2' Above Base, C Side. See Drilling Locations diagram for location designations.