



Catalog Number	
Project	Type

FEATURES & SPECIFICATIONS

POLE — The pole shaft is fabricated from hot rolled carbon steel having a minimum yield of 46,000 PSI and conforms to ASTM A500 grade C requirements. The shaft construction is a single piece of formed steel welded longitudinally. The hand hole is located 1' above the pole base. A ground lug is provided standard.

ANCHOR BASE — The anchor base is fabricated from a structural quality hot rolled carbon steel plate that has a minimum yield strength of 36,000 PSI. The anchor base telescopes the pole shaft and has a circumferential weld on the top and bottom.

BASE COVER — A full base cover is provided which encapsulates the base plate and anchor bolts to provide a clean transition from pier to pole.

FINISH — A Super Durable Polyester powder coat finish is electrostatically applied in our state of the art paint facility. Standard colors available: Black, Bronze, US Green, White. Custom colors available upon request. Galvanizing and treatments available upon request. Additional warranty extensions available with these treatments.

20' Steel 3" Round 11 Gauge Pole

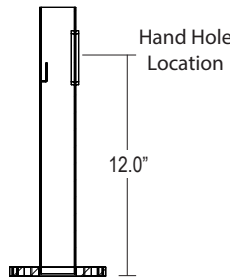
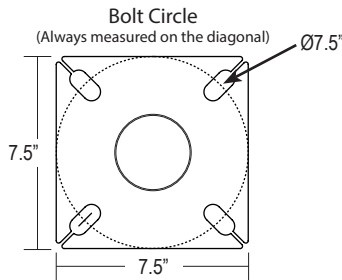
RSP SERIES

Technical Data

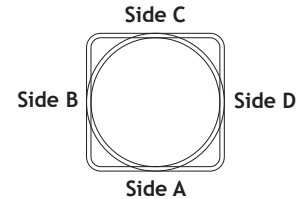
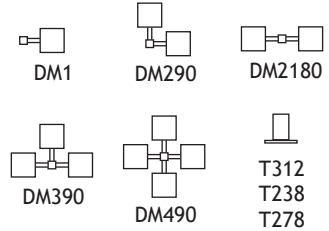
Nominal Pole Height	20'-0"
Shaft Dimensions	20" x 3"
Wall Gauge	11 Gauge
Bolt Circle	7.5"
Bolt Size	3/4" x 18" x 3"
Base Plate Dimensions	7.5" sq. x .75" thk.
Est. Shipping Weight	87 lbs

Max EPA (1.3 Gust)

90 mph	3.5
100 mph	2.4
110 mph	1.6
120 mph	0.9
130 mph	0.4
140 mph	n/a



Mounting Options



Drilling Locations

Sides	A	B	C	D
Hand Hole	X			
DM1	X			
DM290	X	X		
DM2180		X		X
DM390	X	X		X
DM490	X	X	X	X

ORDERING INFORMATION

Choose the bold face options for the appropriate pole configuration for your application and enter on the line above each pole attribute. Accessories may be factory installed, depending on the particular accessory chosen, but must still be ordered as a separate line item.

Example: **RSP 20 3 11 BZ T238**

RSP

Series	Pole Height	Pole Size	Pole Gauge	Color	Mounting	Drill Pattern
--------	-------------	-----------	------------	-------	----------	---------------

RSP	20 20' Nominal	3 3" Round	11 11 Gauge	BK Black BZ Bronze WH White GR US Green GLV Galvanized GLVP¹ Galvanized and Painted SP Special	DM1 Drill One Side DM290 Drill 2 Sides at 90° DM2180 Drill 2 Sides at 180° DM390 Drill 3 Sides at 90° DM490 Drill 4 Sides at 90° T238 2-3/8" OD Tenon (Standard) T278 2-7/8" OD Tenon ND No Drilling	Blank None - for Tenon Mounting S SSA Drill Mount Pattern V VSA Drill Mount Pattern
------------	-----------------------	-------------------	--------------------	--	---	--

NOTE: ANCHOR BOLT KITS MUST BE ORDERED AS A SEPARATE LINE ITEM. EACH KIT IS PROVIDED WITH A RIGID TEMPLATE FOR INSTALLATION. SEE ACCESSORIES FOR KIT PART NUMBERS. PLEASE NOTE ON PURCHASE ORDER IF ANCHOR BOLTS AND TEMPLATES ARE TO BE PRE-SHIPED.

Options

(Include in Pole Ordering String Above)

TLGFIA	Ground Fault Receptacle
PHH²	Additional Hand Hole
AVD20³	Poles Anti Vibration Device

Accessories

(Order as separate line items)

KAB3418G75R	AB Kit (4) 3/4" x 18" Galvanized Bolts and Rigid Template
KAB3418G75RUSA⁴	USA Anchor Bolt Kit part for the Anchor Bolts+Template

NOTES

- For 'Galvanized and Painted' option. You must specify a paint color code as the suffix in addition to the GLVP coating option. (Example: GLVPBZ).
- Please note location for additional hand hole when ordering. See Drilling Locations diagram for location designations.
- See Page 2 for details
- BABA Compliant:** All of the iron, steel, manufactured products, and construction materials used are produced in the United States.



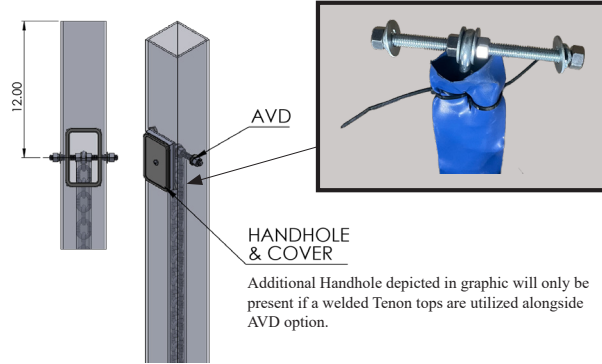
RSP SERIES 20' Steel 3" Round 11 Gauge Pole

Accessories (Order as separate line items)


AVD20 - Anti vibration device for 20ft pole

PN#	Pole Height(ft)	CHAIN LENGTH (ft)
AVD20	20	13

Square Pole Representation is similar to Round Poles.



TL-GFIA - Ground Fault Receptacle



The GFIA (Ground Fault Circuit Interrupter) comes with a die cast aluminum in-use cover.

For Reference Only: The ASCE 7 Hazard Tool is the official source of information for pole selection when identifying wind speed zone limits within North America.

<https://asce7hazardtool.online/>