



Catalog Number	
Project	Type

## Features & Specifications

### Application

The E92V Direct/Indirect Luminaire is a contemporary styled fixture fit for modern interiors. They are designed to be pendant mounted via a rigid or cord pendant making them adaptable for a number of ceiling types and applications. This fixture is ideal for offices, libraries, schools, etc.

### Features

The direct/indirect lighting configuration provides ample downlight for tasks or general illumination while providing an aesthetically pleasing uplight to brighten spaces and eliminate the "cave" effect. Provided with a parabolic aluminum louver on bottom and a ribbed acrylic diffuser on top.

### Construction

The housing is constructed of rigid extruded aluminum to provide a light weight load to walls. Fixtures can be individually mounted or installed in a continuous row.

### Electrical System


120/277 volt, 50/60 Hz. 480/347 volt available upon request. Comes standard with instant start electronic ballast for T8 applications.

### Finish

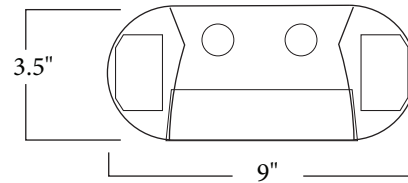
Post painted housing and components with a Lighting White Polyester type paint which has a UV stabilizer included with a 93% reflectivity. Raw steel goes through our custom wash system with a mild solvent and pre treatment "rust inhibitor" before passing through a preheat oven. After the paint is applied the fixture then passes through the cure oven for maximum adhesion. Each fixture is painted to a minimum of 2-3 mil thickness for extra durability.

## ECLIPSE SERIES

### E92V DIRECT/INDIRECT LUMINAIRE



### DIMENSIONS



Please contact your Horizon Sales Representative for more information.

All dimensions subject to change without notice.

### Ordering Nomenclature

Ex: (E92V Direct/Indirect, 2 Lamp, F32T8, White Finish, Louvered, Stand-Alone Unit, Multi-Volt = E92V232D)

--	--	--	--	--	--	--	--

SERIES	NUMBER OF LAMPS PER CROSS SECTION	WATTAGE/TYPE	FIXTURE COLOR	VOLTAGE	BALLAST FACTOR	FIXTURE TYPE	OPTIONS
E92V	2 (Tandem fixture bodies will have two cross sections per fixture doubling the length and number of lamps per fixture)	14 - 14W T5, 22" 17 - 17W T8, 24" 24 - 24W T5ho, 22" 28T5 - 28W T5, 46" 28T8 - 28W T8, 48" 32 - 32W T8, 48" 48HO - 60W 800mA, 48" 54 - 54W T5HO, 46"	BLANK - White T - Titanium B - Black SP - Special	D - Multi-Volt 1 - 120V 2 - 277V 3 - 347V 4 - 480V  *Multi-Volt is 120/277V	BLANK - Normal H - High L - Low	BLANK - Stand Alone Unit ER - End of Run BR - Beginning of run BR - Intermediate	P - Program Start EB5 - 500 Lumen Emergency Ballast EB7 - 700 Lumen Emergency Ballast EB14 - 1400 Lumen Emergency Ballast EB30 - 3000 Lumen Emergency Ballast FBF - Fast-Blow Fuse SBF - Slow-Blow Fuse WH34 - Wiring Harness 3-Wire 4-Foot WH44 - Wiring Harness 4-Wire 4-Foot WH54 - Wiring Harness 5-Wire 4-Foot WH38 - Wiring Harness 3-Wire 8-Foot WH48 - Wiring Harness 4-Wire 8-Foot WH58 - Wiring Harness 5-Wire 8-Foot

### ROW LENGTH INFORMATION

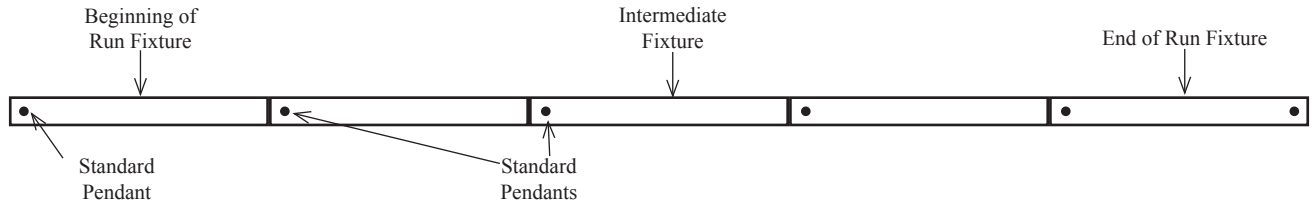
To aid in determining the correct bill of material for your order. Please list the row length on the purchase order as such:

Row Length = 16 feet

For multiple rows please list out the individual row lengths for each row as such:

Row 1 = 16 feet

Row 2 = 20 feet



## Pendants

### Part Number

### Description

**PMNWXX**

Rigid pendant (May be used as a power feed)

“XX” Denotes pendant length. Order as 12”, 18”, or 24” lengths. Custom lengths available upon request.

Pendant hangers needed for beginning of each row, for each connection point in a continuous row and for the end of each row.

**CPNWXX**

Aircraft hanger pendant - no power feed

**CPWWXX**

Aircraft hanger pendant with power feed wireway

“XX” Denotes pendant length. Order as 50”, 100”, 150” or 200” lengths.

Cord pendants may be field cut for custom lengths. Specific lengths available over 200” available upon request.

## Typical Row Configurations

	Row Length	2'	4'	6'	8'	10'	12'	14'	16'	18'	20'	22'	24'	26'	28'	30'	32'	34'	36'	38'	40'	42'	44'	46'	48'
Fixture Length	2'	1		1		1		1		1		1		1		1		1		1		1		1	
	4'		1	1			1	1			1	1			1	1			1	1			1	1	
	8'				1	1	1	1	2	2	2	2	3	3	3	3	4	4	4	4	5	5	5	5	6
Total Pendants Needed		2	2	3	2	3	3	4	3	4	4	5	4	5	5	6	5	6	6	7	6	7	7	8	7