



Catalog Number	
Project	Type

Features & Specifications

Application

The E1B Direct/Indirect Luminaire is a contemporary styled fixture fit for modern interiors. They are designed to be pendant mounted via a rigid or cord pendant making them adaptable for a number of ceiling types and applications. This fixture is ideal for offices, libraries, schools, etc.

Features

The fixture can be ordered as a direct/indirect or indirect light fixtures. The multiple lighting configurations provide can moderate to ample downlight for tasks or general illumination while providing an aesthetically pleasing uplight to brighten spaces and eliminate the "cave" effect.

Construction

The housing is constructed of rigid extruded aluminum to provide a light weight load to ceilings. Fixtures can be individually mounted or installed in a continuous row.

Electrical System


120/277 volt, 50/60 Hz. 480/347 volt available upon request. Comes standard with instant start electronic ballast for T8 applications.

Finish

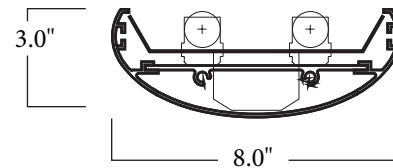
Post painted housing and components with a Lighting White Polyester type paint which has a UV stabilizer included with a 93% reflectivity. Raw steel goes through our custom wash system with a mild solvent and pre treatment "rust inhibitor" before passing through a preheat oven. After the paint is applied the fixture then passes through the cure oven for maximum adhesion. Each fixture is painted to a minimum of 2-3 mil thickness for extra durability.

ECLIPSE SERIES

E1B DIRECT/INDIRECT LUMINAIRE



DIMENSIONS



Please contact your Horizon Sales Representative for more information.

All dimensions subject to change without notice.

Ordering Nomenclature

Ex: (E1B Indirect, 2 Lamps, F32T8, White Finish, Stand-Alone Unit, Multi-Volt = E1B232D)

--	--	--	--	--	--	--	--

SERIES	NUMBER OF LAMPS PER CROSS SECTION	WATTAGE/TYPE	FIXTURE COLOR	VOLTAGE	BALLAST FACTOR	FIXTURE TYPE	OPTIONS
E1B		14 - 14W T5, 22"	BLANK -	D - Multi-Volt	BLANK - Normal	BLANK - Stand Alone Unit	P - Program Start
		17 - 17W T8, 24"	White	1 - 120V	H - High	ER - End of Run	EB5 - 500 Lumen Emergency Ballast
		24 - 24W T5ho, 22"	T - Titanium	2 - 277V	L - Low	BR - Beginning of run	EB7 - 700 Lumen Emergency Ballast
For tandem double-length unit, add suffix T Ex: E1BT	2 3 (Tandem fixture bodies will have two cross sections per fixture doubling the length and number of lamps per fixture)	28T5 - 28W T5, 46"	B - Black	3 - 347V		BR - Intermediate	EB14 - 1400 Lumen Emergency Ballast
		28T8 - 28W T8, 48"	SP - Special	4 - 480V			EB30 - 3000 Lumen Emergency Ballast
		32 - 32W T8, 48"					FBF - Fast-Blow Fuse
		48HO - 60W 800mA, 48"		*Multi-Volt is 120/277V			SBF - Slow-Blow Fuse
		54 - 54W T5HO, 46"					WH34 - Wiring Harness 3-Wire 4-Foot
							WH44 - Wiring Harness 4-Wire 4-Foot
							WH54 - Wiring Harness 5-Wire 4-Foot
							WH38 - Wiring Harness 3-Wire 8-Foot
							WH48 - Wiring Harness 4-Wire 8-Foot
							WH58 - Wiring Harness 5-Wire 8-Foot

ROW LENGTH INFORMATION

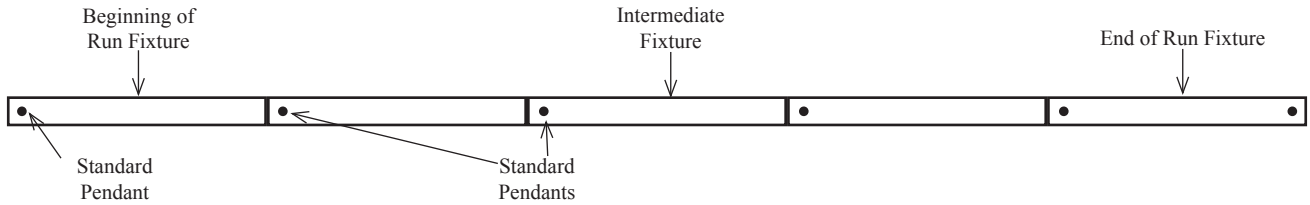
To aid in determining the correct bill of material for your order. Please list the row length on the purchase order as such:

Row Length = 16 feet

For multiple rows please list out the individual row lengths for each row as such:

Row 1 = 16 feet

Row 2 = 20 feet



Pendants

Part Number

Description

PMNWXX

Rigid pendant (May be used as a power feed)

“XX” Denotes pendant length. Order as 12”, 18”, or 24” lengths. Custom lengths available upon request.

Pendant hangers needed for beginning of each row, for each connection point in a continuous row and for the end of each row.

CPNWXX

Aircraft hanger pendant - no power feed

CPWWXX

Aircraft hanger pendant with power feed wireway

“XX” Denotes pendant length. Order as 50”, 100”, 150” or 200” lengths.

Cord pendants may be field cut for custom lengths. Specific lengths available over 200” available upon request.

Typical Row Configurations

	Row Length	2'	4'	6'	8'	10'	12'	14'	16'	18'	20'	22'	24'	26'	28'	30'	32'	34'	36'	38'	40'	42'	44'	46'	48'
Fixture Length	2'	1		1		1		1		1		1		1		1		1		1		1		1	
	4'		1	1			1	1			1	1			1	1			1	1			1	1	
	8'				1	1	1	1	2	2	2	2	3	3	3	3	4	4	4	4	5	5	5	5	6
Total Pendants Needed		2	2	3	2	3	3	4	3	4	4	5	4	5	5	6	5	6	6	7	6	7	7	8	7